



## PICTOGRAMAS PARA ASOCIAR DIBUJO PALABRA



OTOÑO


otoño



NIÑO


niño

## PICTOGRAMAS PARA ASOCIAR DIBUJO PALABRA



NIÑA

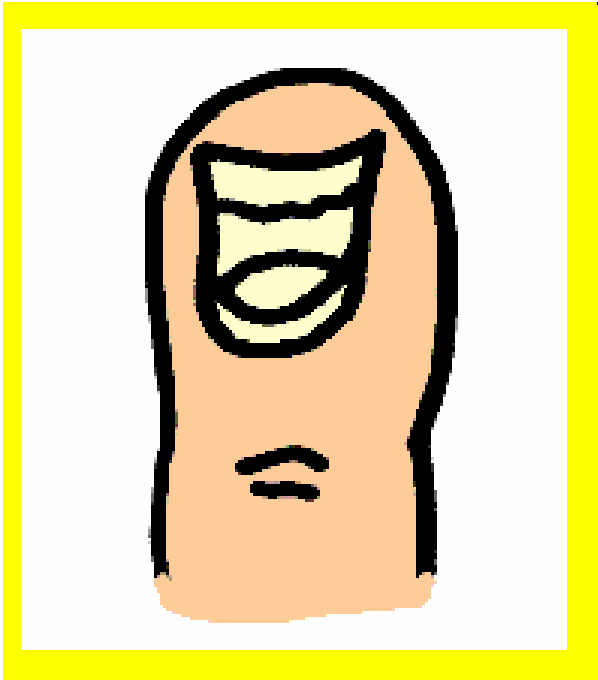
niña



BAÑO


baño

## PICTOGRAMAS PARA ASOCIAR DIBUJO PALABRA



UÑA


uña



PIÑA


piña

## PICTOGRAMAS PARA ASOCIAR DIBUJO PALABRA



PUÑO

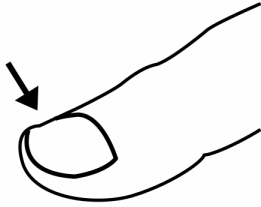
puño



CAÑA

caña

LEE Y COPIA



UÑA

---


---



PIÑA

---

---



BAÑO

---

---




PUÑO

---

---


LEE Y COPIA



CAÑA

---


---



NIÑO

---

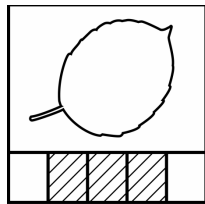
---



NIÑA

---

---





OTOÑO

---

---


Lee y copia



piña

---

---



baño

---

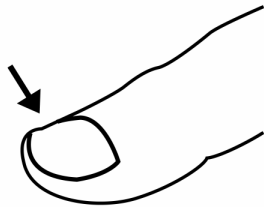
---



puño

---

---




uña

---

---


Lee y copia



caña

---


---



niño

---

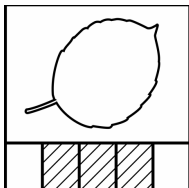
---



niña

---

---




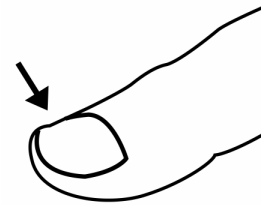


piedra

---


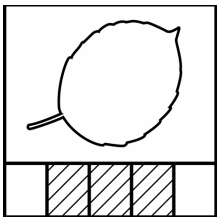
---



PEGA LAS PALABRAS DE LA PÁGINA SIGUIENTE



--	--	--	--



--	--	--	--

LEE, RECORTA Y PEGA CADA PALABRA EN LA PÁGINA ANTERIOR



PIÑA

BAÑO

PUÑO

UÑA


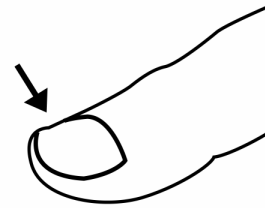


CAÑA

NIÑO

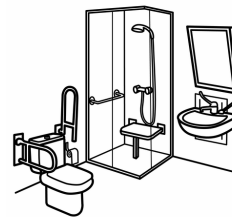
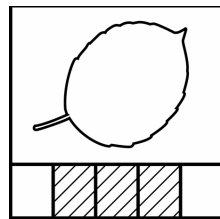
NIÑA

OTOÑO

Pega las palabras de la página siguiente 



--	--	--	--



--	--	--	--

Lee, recorta y pega cada palabra en la página anterior.



piña

baño

puño

uña

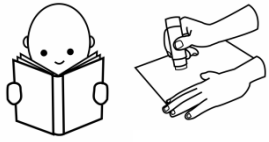
caña

niña

niño

otono

LEE Y PEGA CADA DIBUJO DE LA PÁGINA SIGUIENTE EN SU CASILLA



UÑA

PIÑA

PUÑO

BAÑO


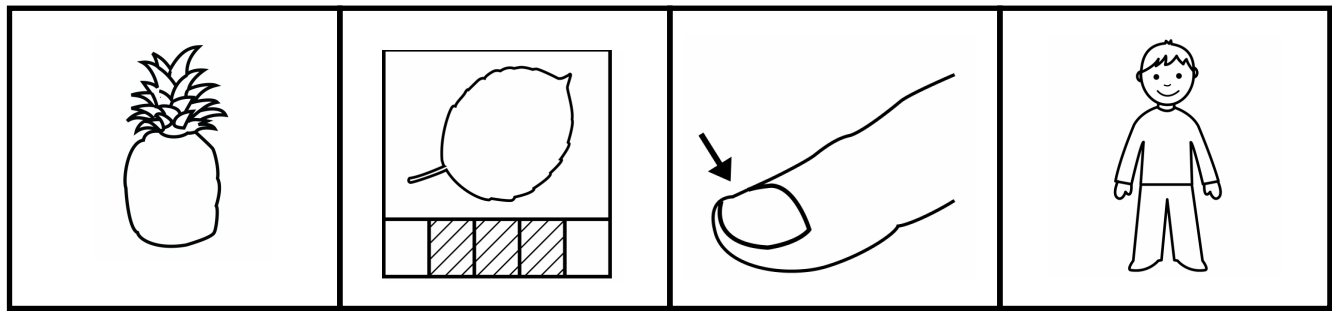


CAÑA

NIÑO

OTOÑO

NIÑA


RECORTA Y PEGA CADA DIBUJO EN LAS CASILLAS DE LA PÁGINA ANTERIOR.



Lee y pega cada dibujo de la página siguiente en su casilla



niña

uña

puño

baño


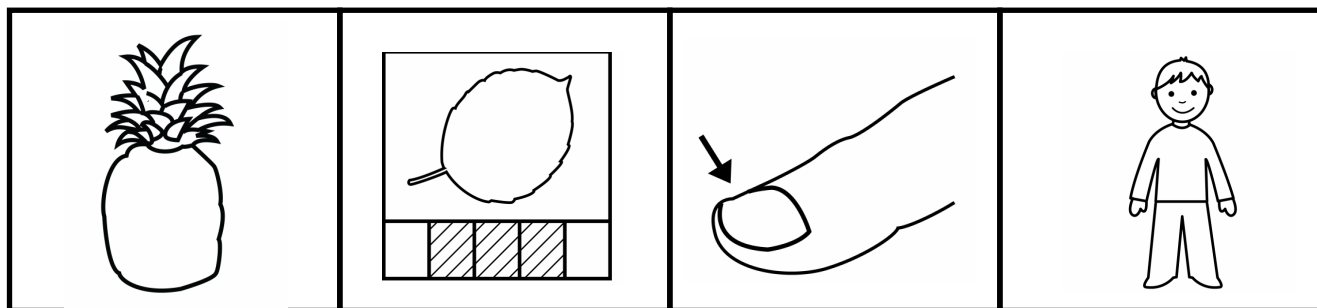
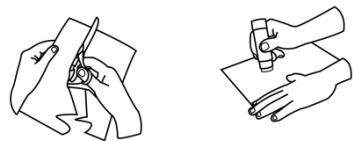

niña

niño

otño

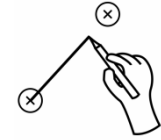
caña


Recorta y pega cada dibujo en las casillas de la página anterior







UNE EL DIBUJO CON SU NOMBRE



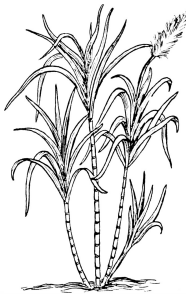
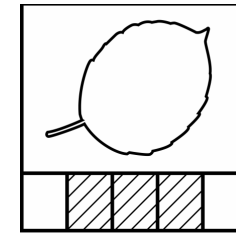
PIÑA

OTOÑO



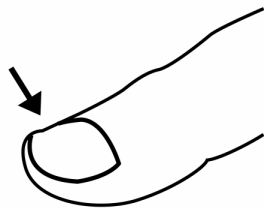
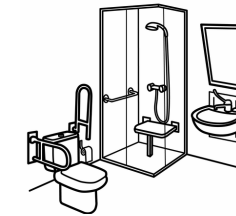
UÑA

CAÑA



PUÑO

NIÑO


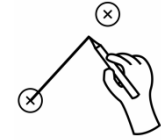


BAÑO

NIÑA




UNE EL DIBUJO CON SU NOMBRE




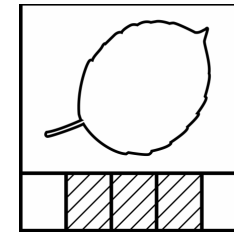
piña

otoño



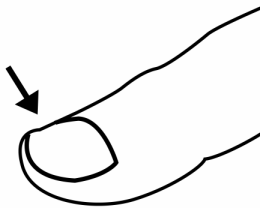
uña

caña



puño

niño


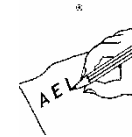


baño

niña




RODEA LA PALABRA CORRECTA CON UN CÍRCULO Y ESCRÍBELA



PIÑA BAÑO CAÑA PUÑO

---


---



CAÑA NIÑO NIÑA OTOÑO

---

---



PIÑA OTOÑO CAÑA NIÑO

---

---

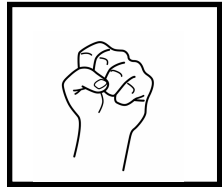
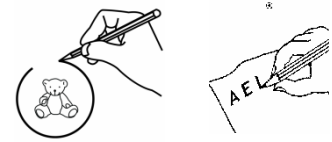


NIÑA PIÑA PUÑO UÑA

---

---

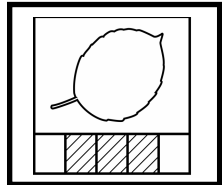
RODEA LA PALABRA CORRECTA CON UN CÍRCULO Y ESCRÍBELA



PUÑO UÑA PIÑA BAÑO

---

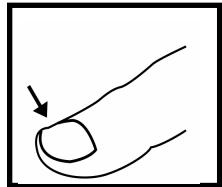
---



CAÑA NIÑO NIÑA OTOÑO

---


---



UÑA PIÑA BAÑO PUÑO

---

---

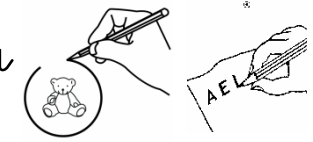


BAÑO OTOÑO NIÑA CAÑA

---

---


Rodea la palabra correcta con un círculo y escríbela



Caña piña puño uña

---


---



Caña baño niña niño

---


---



Niña baño uña puño

---

---

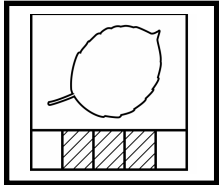


Piña otoño puño baño

---

---

Rodea la palabra correcta con un círculo y escribela



Otoño uña puño piña

---

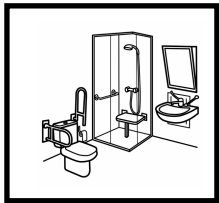
---



Piña baño caña niña

---

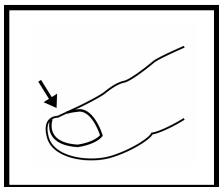
---



Niño baño caña piña

---

---




Piña uña puño baño

---


---




DIBUJA




PIÑA



BAÑO




UÑA




CAÑA




DIBUJA




OTOÑO



OTOÑO



NIÑO




NIÑA







Dibuja




piña



uña




caña




baño




Dibuja




otño



niño

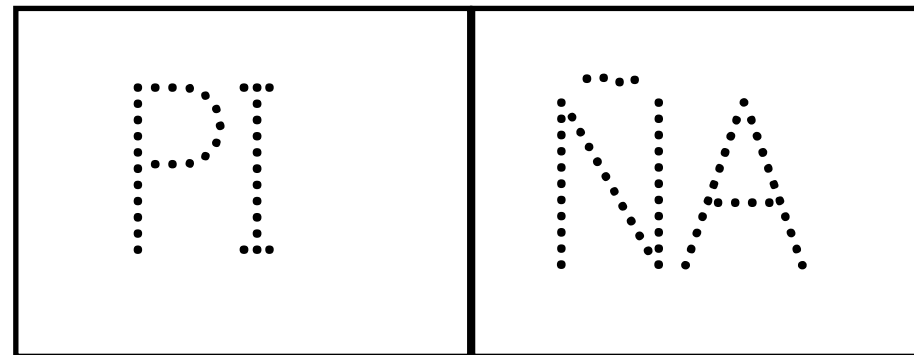




niña

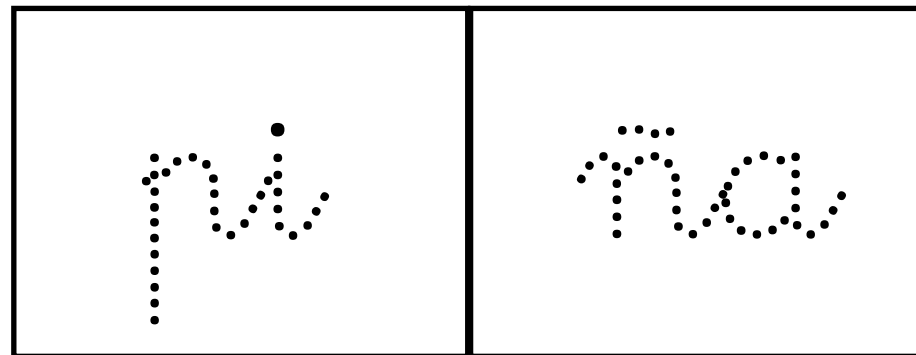




niña

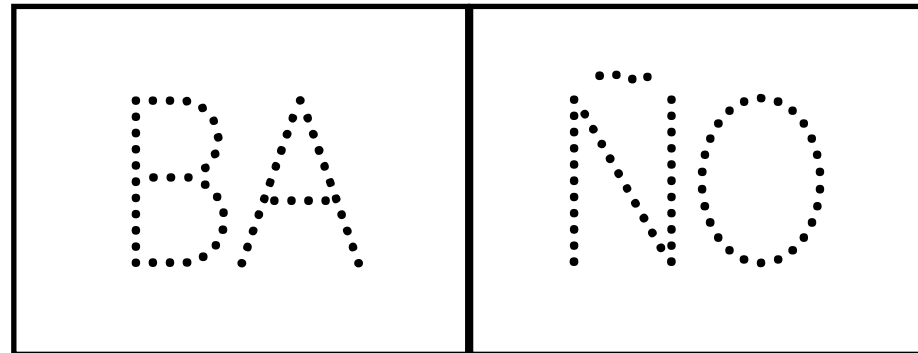
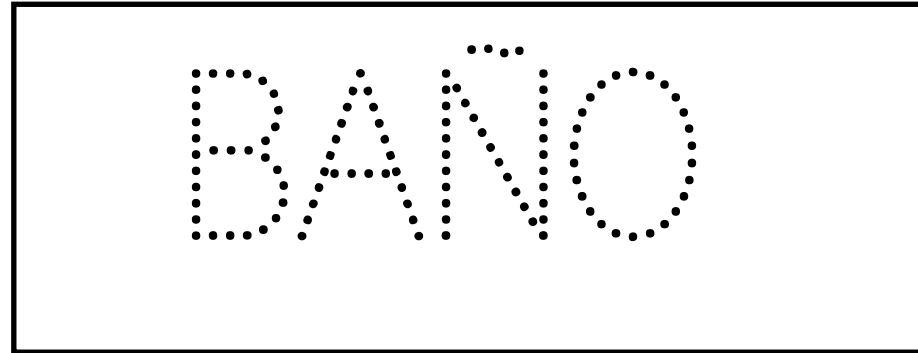

REPASA, RECORTA Y PEGA LAS SÍLABAS PARA FORMAR LA PALABRA



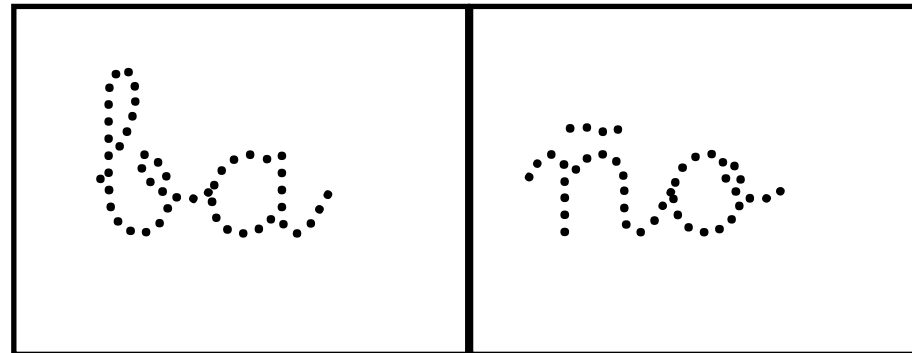
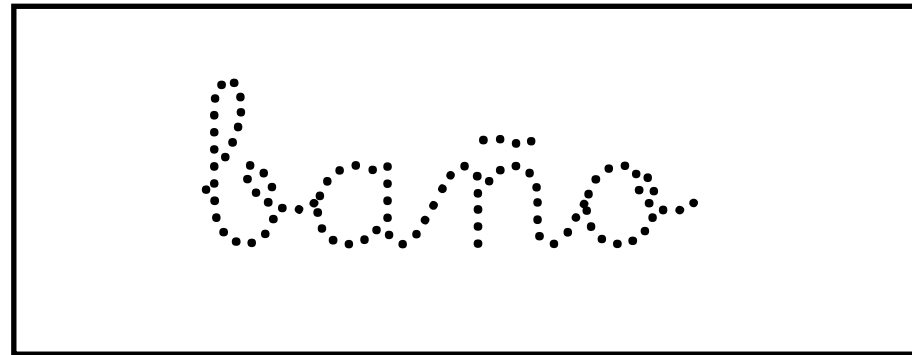

Repasa, recorta y pega las sílabas para formar la palabra





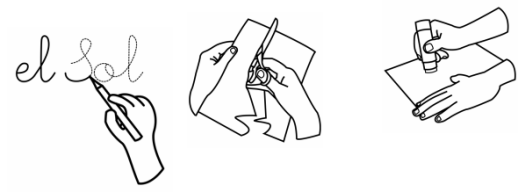
REPASA, RECORTA Y PEGA LAS SÍLABAS PARA FORMAR LA PALABRA



Repasa, recorta y pega las sílabas para formar la palabra

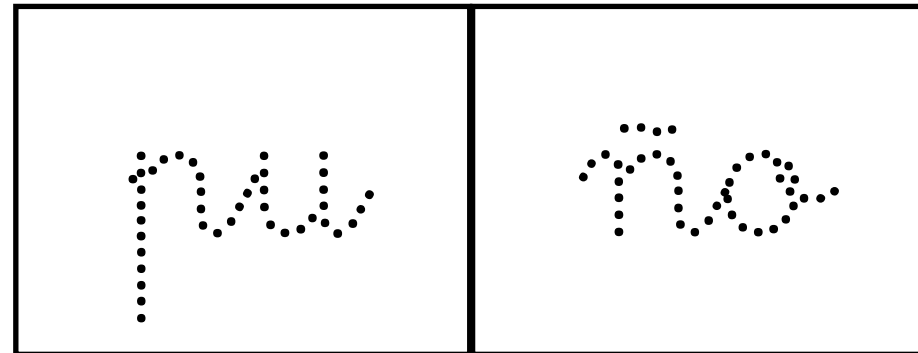



REPASA, RECORTA Y PEGA LAS SÍLABAS PARA FORMAR LA PALABRA






Repasa, recorta y pega las sílabas para formar la palabra

el Sol

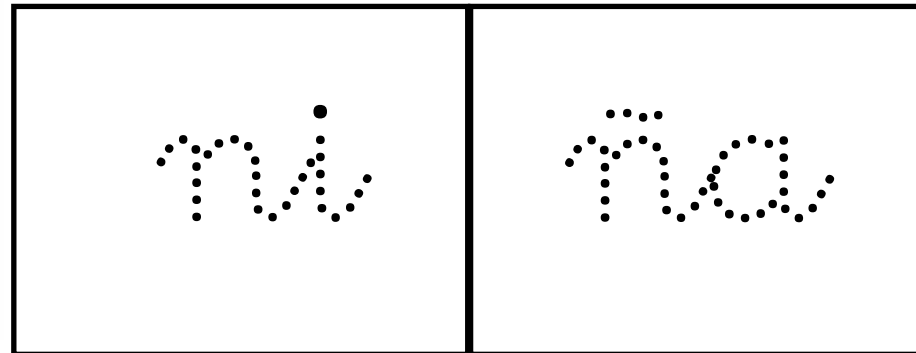







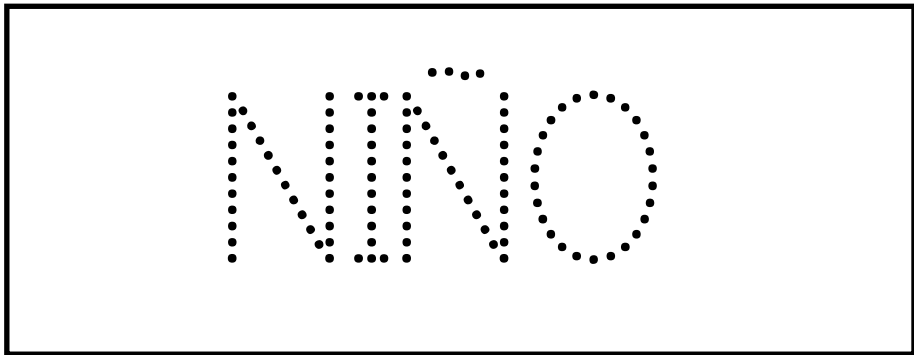

REPASA, RECORTA Y PEGA LAS SÍLABAS PARA FORMAR LA PALABRA



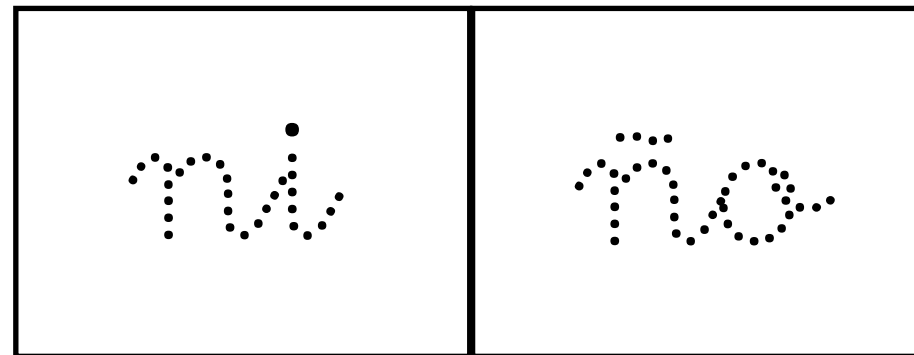


Repasa, recorta y pega las sílabas para formar la palabra



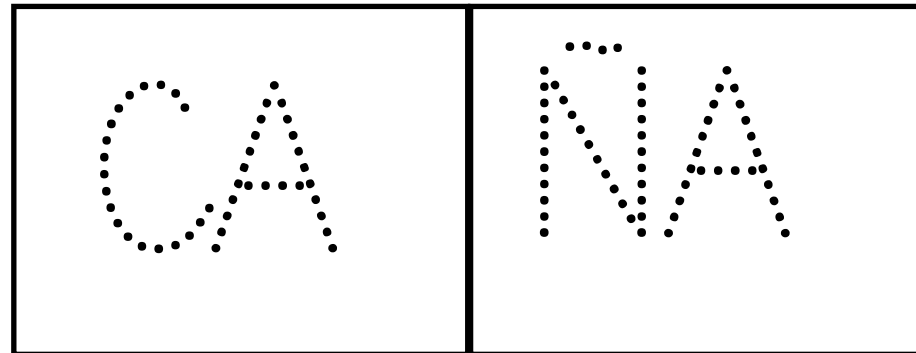

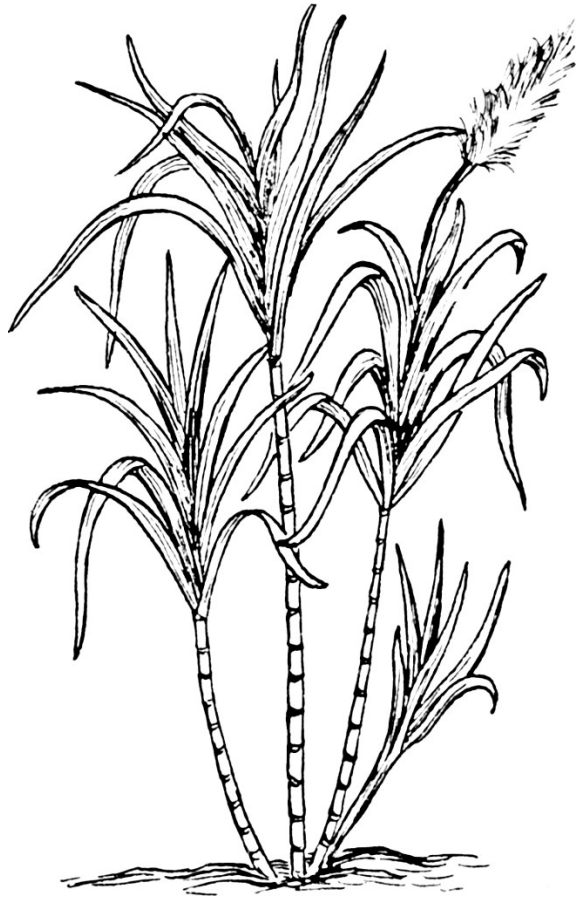
REPASA, RECORTA Y PEGA LAS SÍLABAS PARA FORMAR LA PALABRA



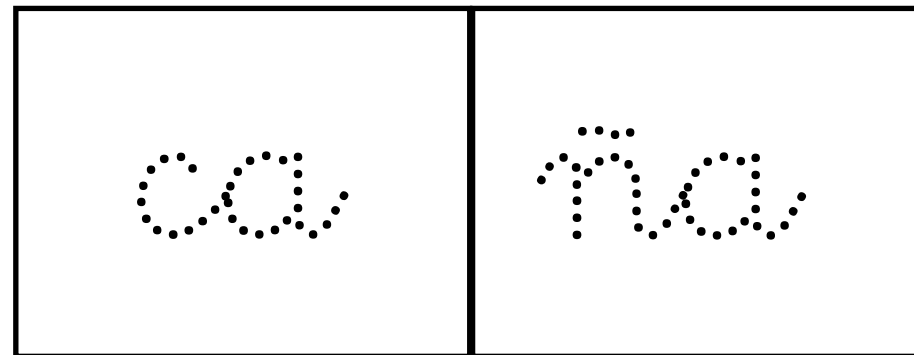

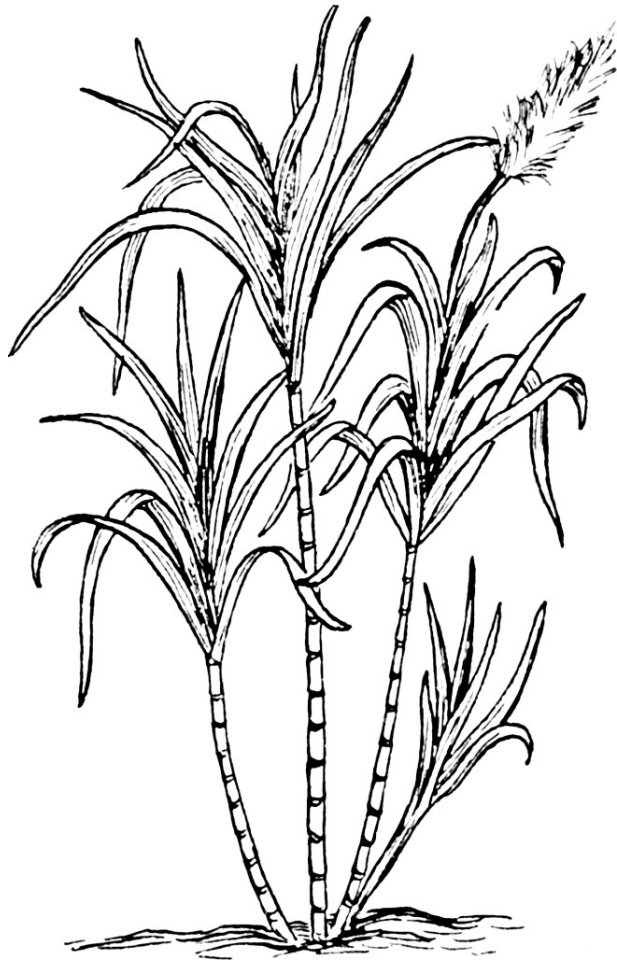
Repasa, recorta y pega las sílabas para formar la palabra





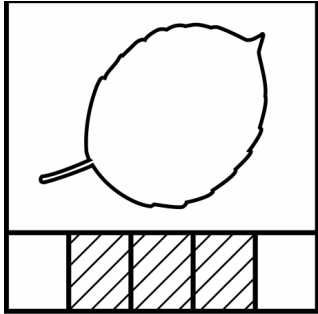
REPASA, RECORTA Y PEGA LAS SÍLABAS PARA FORMAR LA PALABRA



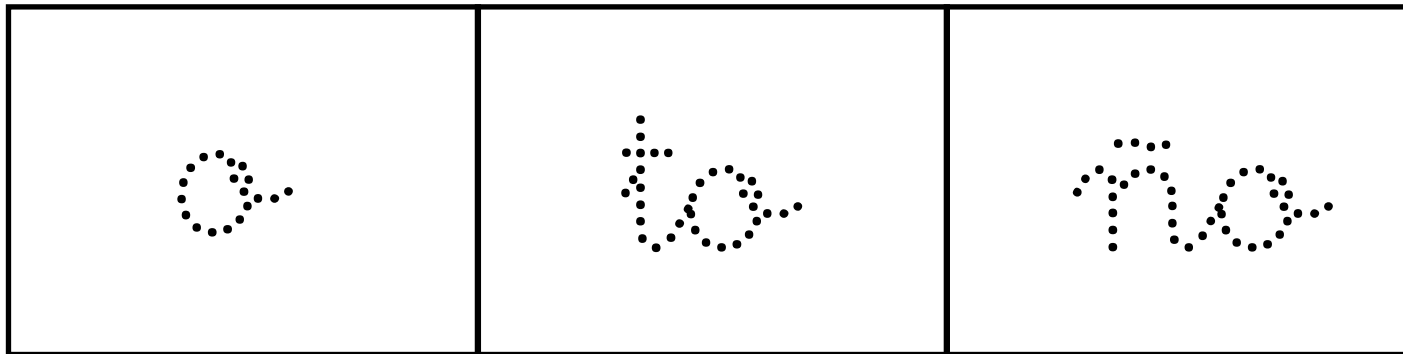

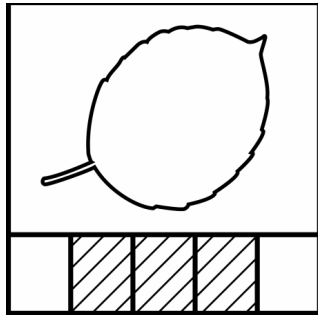
Repasa, recorta y pega las sílabas para formar la palabra



REPASA, RECORTA Y PEGA LAS SÍLABAS PARA FORMAR LA PALABRA

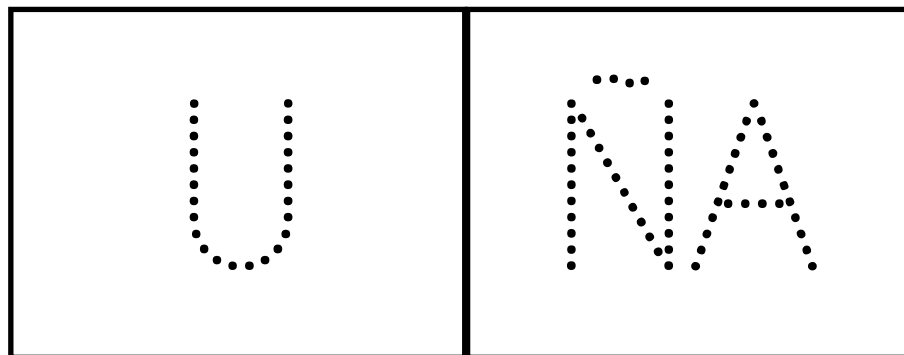
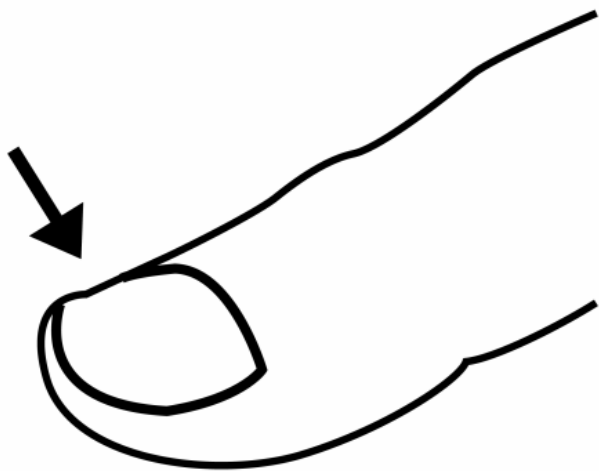



Repasa, recorta y pega las sílabas para formar la palabra

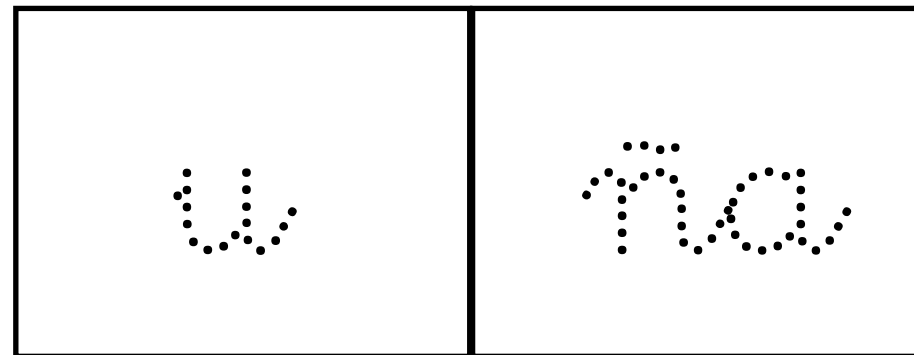

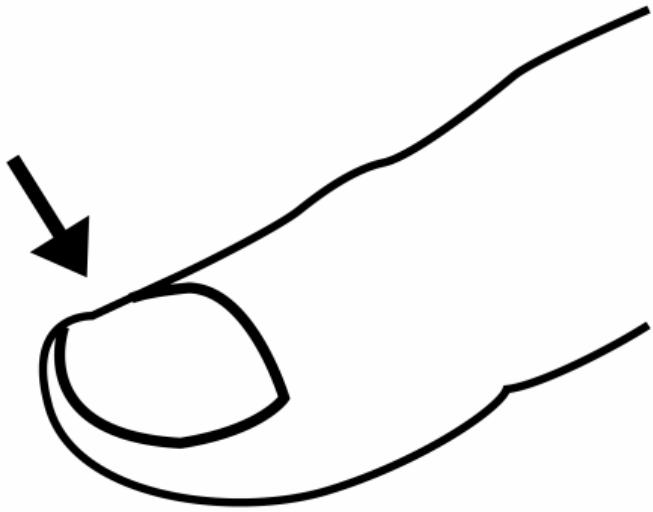




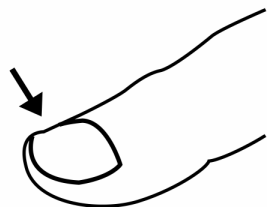
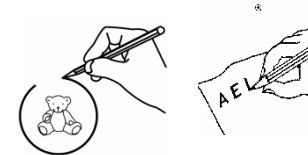
REPASA, RECORTA Y PEGA LAS SÍLABAS PARA FORMAR LA PALABRA



Repasa, recorta y pega las sílabas para formar la palabra




RODEA CON UN CÍRCULO LAS SÍLABAS NECESARIAS PARA FORMAR CADA PALABRA



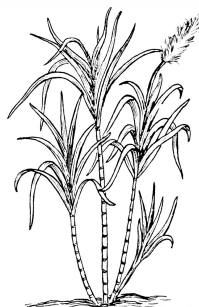
PU  
U

ÑA  
ÑO



PI  
ÑO

BA  
ÑA



NI  
CA

ÑA  
ÑA



BA  
PU

ÑO  
ÑO

---

---

---

---

---

---


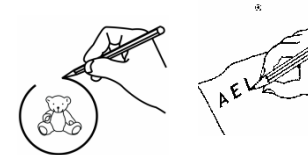
---

---

---

---


RODEA CON UN CÍRCULO LAS SÍLABAS NECESARIAS PARA FORMAR CADA PALABRA



NI	ÑO
BA	ÑA

\_\_\_\_\_

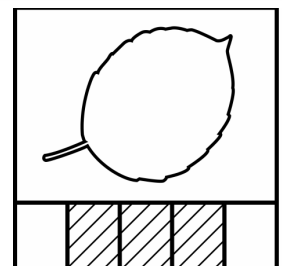
\_\_\_\_\_



ÑO	ÑO
BA	LO

\_\_\_\_\_


\_\_\_\_\_



O	MI	SE
ÑA	TO	ÑO

\_\_\_\_\_

\_\_\_\_\_

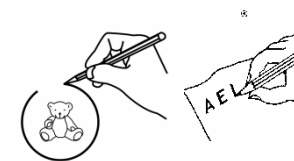


NI	LA
CO	ÑA

\_\_\_\_\_

\_\_\_\_\_

Rodea las sílabas necesarias para formar cada palabra




pi  
u

ña  
ña

---

---

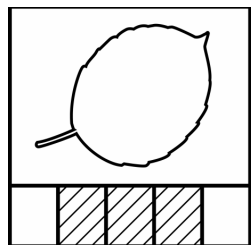


ba  
pu

ño  
ño

---

---




o  
to

to  
ño

o  
ño

---

---




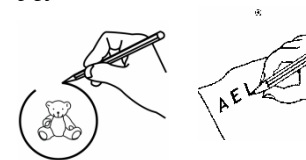
ni  
ca

ña  
ña

---

---

rodea con un círculo las sílabas necesarias para formar cada palabra



ña  
ni

ca  
ño



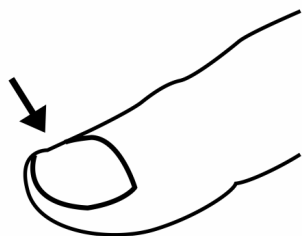
ca  
pu

ño  
co



ca  
ña

ma  
ña



u  
mo

ña  
ña

---



---



---



---



---



---

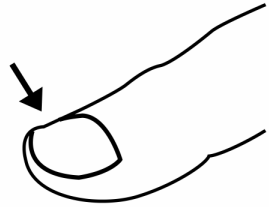


---



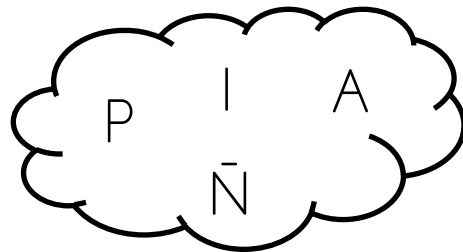
---

ELIGE LAS LETRAS NECESARIAS PARA ESCRIBIR CADA PALABRA



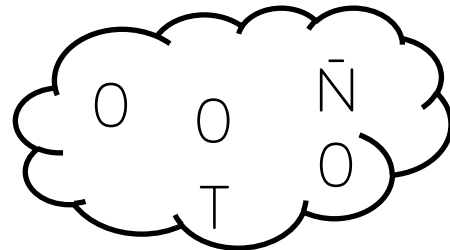
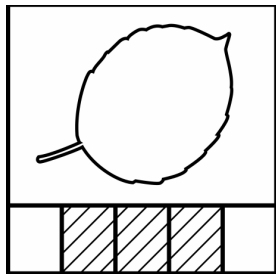
---

---



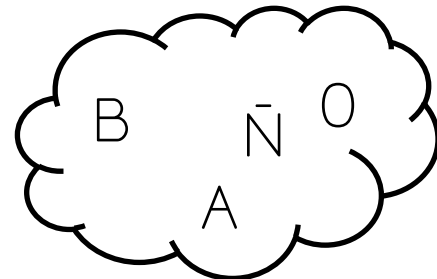
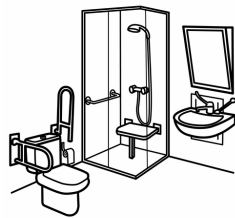
---

---



---

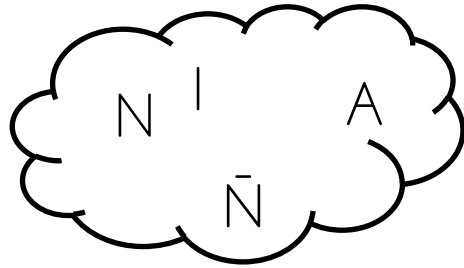

---



---

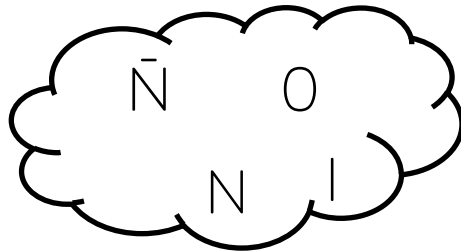

---

ELIGE LAS LETRAS NECESARIAS PARA ESCRIBIR CADA PALABRA




---

---




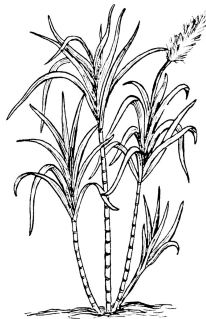
---

---



---

---

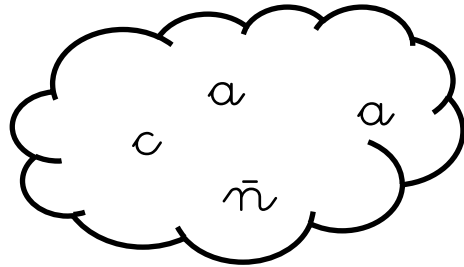
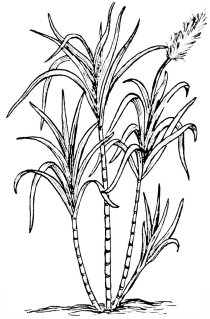


---

---


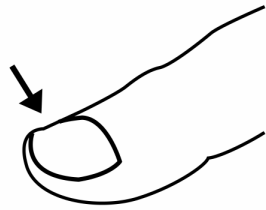


Elige las letras necesarias para escribir cada palabra





---

---





---

---



---



---



---


---

Elige las letras necesarias para escribir cada palabra




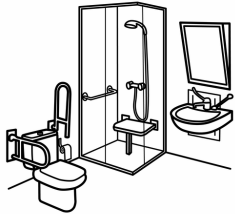
---

---




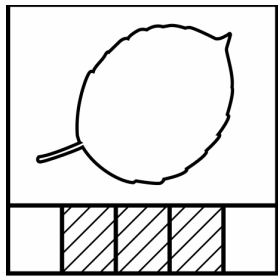
---

---



---

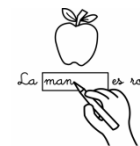
---



---

---

COMPLETA CON LAS VOCALES QUE FALTAN



P\_\_Ñ\_\_



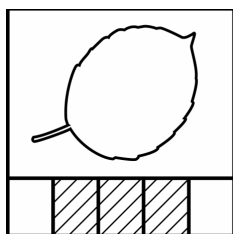
P\_\_Ñ\_\_



B\_\_Ñ\_\_




C\_\_Ñ\_\_



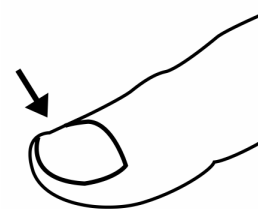
O\_\_O\_\_O



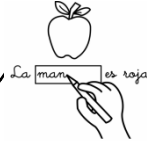
N\_\_Ñ\_\_



N\_\_Ñ\_\_

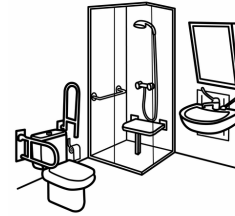


U\_\_A


Completa con las vocales que faltan. 



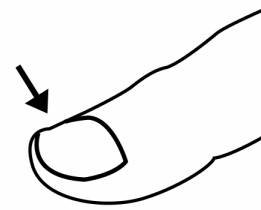
c \_ \_ ñ \_ \_



l \_ \_ ñ \_ \_



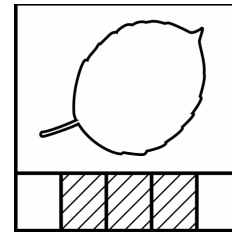
n \_ \_ ñ \_ \_




u \_ \_ a



n \_ \_ ñ \_ \_



e \_ \_ e \_ \_ e

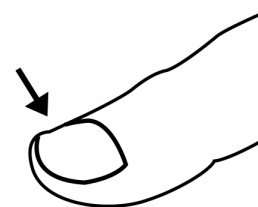
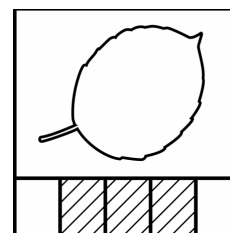


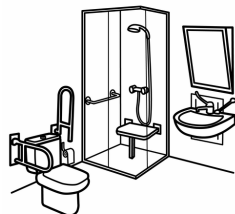



n \_ \_ ñ \_ \_



n \_ \_ ñ \_ \_

COMPLETA CON LAS CONSONANTES QUE FALTAN




Completa con las consonantes que 




\_\_ u \_\_ o




\_\_ a \_\_ a



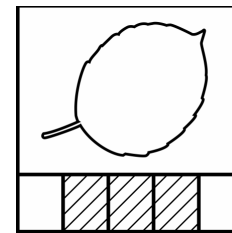
\_\_ a \_\_ o



\_\_ i \_\_ o



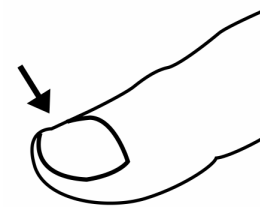
\_\_ i \_\_ a



\_\_ t \_\_ ñ \_\_



\_\_ i \_\_ a



\_\_ ñ \_\_

ESCRIBE EL NOMBRE




---

---




---

---




---

---



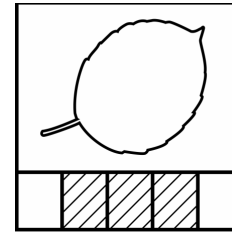
---

---



---

---



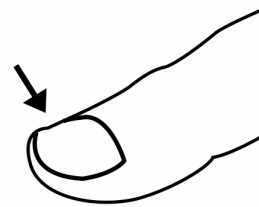
---

---



---

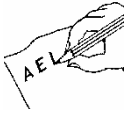
---



---

---

Escribe el nombre




---

---




---

---




---

---



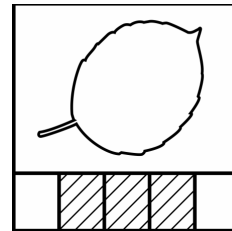
---

---



---

---



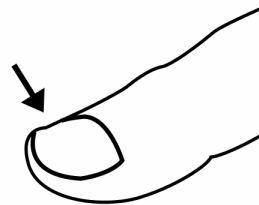
---

---



---

---





---

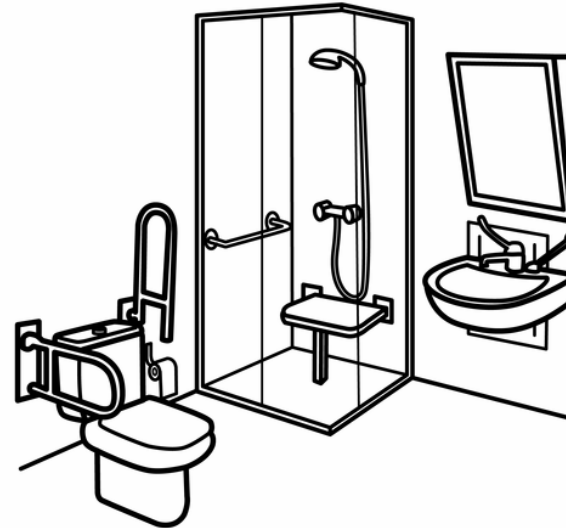
---



LEE LA FRASE Y CONTESTA



PEPE





AL BAÑO




¿QUIÉN ES?

¿DÓNDE VA?

Lee la frase y contesta



Pepe




al baño



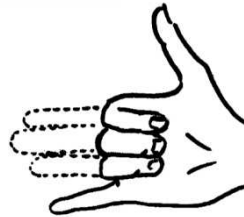
¿Quién es?

¿Dónde va?

LEE LA FRASE Y CONTESTA



LOLA




UNA PIÑA

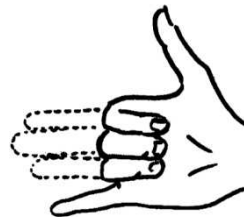
¿QUIÉN ES?

¿QUÉ TIENE?

Lee la frase y contesta




Lola



¿Quién es?

¿Qué tiene?



una piña