







- CONTAMOS EL NÚMERO DE SÍLABAS DE CADA PALABRA.
- IDENTIFICAMOS AUDITIVAMENTE EL SONIDO /CL Y COLOREAMOS DICHA SÍLABA.

CL cl

NOMBRE.....



cla

CLA

cle

CLE

cli



CLI




clo

CLO

clu

CLU





ancla

chancla

clavel

tecla

bicicleta

clavo


clase

chicle


Lee las siguientes palabras



bicicleta



clase




chicle



chancla



clavel




tecla

Une las siguientes palabras con el dibujo




chicle



chancla




bicicleta



tecla



clase



clavel

cla cle cli clo clu

cla cle cli clo clu

cla cle cli clo clu


cla cle cli clo clu

Blank handwriting lines for independent practice.

Copia el nombre

chancla chicle clavel bicicleta clase tecla














Escribe el nombre














Escribe *el* o *la*














Ordena las sílabas y forma las palabras correctamente




se cla




bi cle ta ci




cle chi



clas cham



cla vel




cla te


Completa la palabra



_____ vel



chan _____




te _____ do



chi _____



bici _____ ta



_____ se