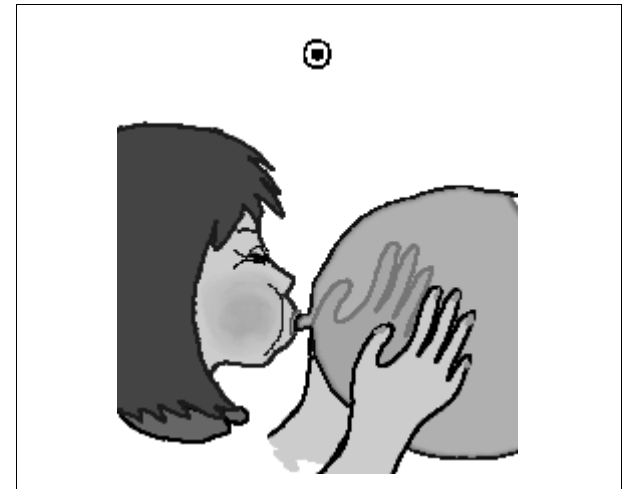
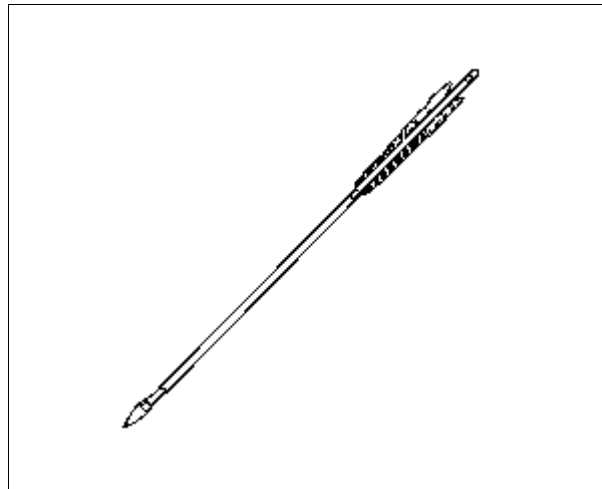

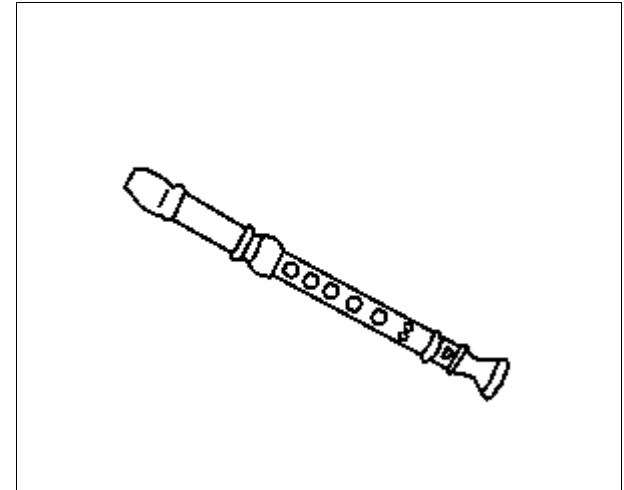
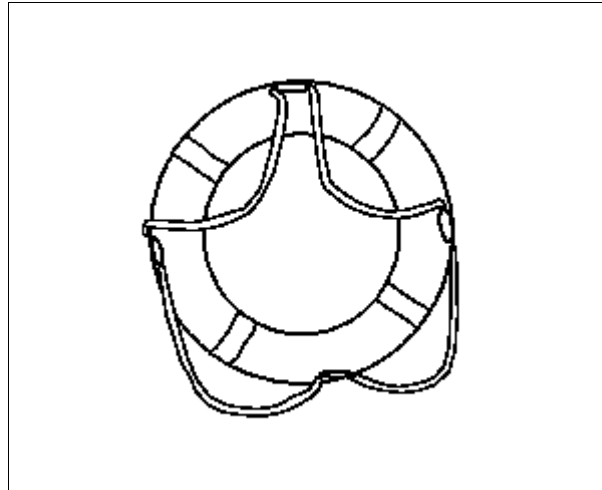



- CONTAMOS EL NÚMERO DE SÍLABAS DE CADA PALABRA.
- IDENTIFICAMOS AUDITIVAMENTE EL SONIDO /FL/ Y COLOREAMOS DICHA SÍLABA.

NOMBRE .....

FL fl



fla

FLA

fle

FLE

fli


FLI



flo

FLO

flu


FLU





flan	flecha
flor	flotador
flotar	flaco
flauta	floristería

Lee las siguientes palabras



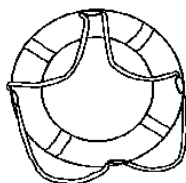
flor



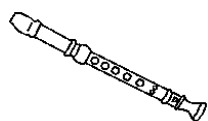
flecha



flan



flotador




flauta

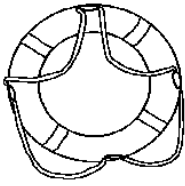


flaco

Une las siguientes palabras con el dibujo



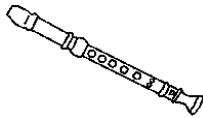
flauta



flaco



flecha



flotador



flan



flor

fla

fle

fli

flo

flu

fla

fle

fli

flo

flu

fla

fle

fli

flo

flu

fla

fle

fli

flo

flu

Blank handwriting practice lines consisting of three horizontal lines.



Copia el nombre

flotador

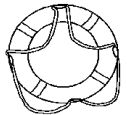

flecha

flan

flor


flaco

flauta



Handwriting practice lines consisting of six pairs of horizontal lines, each pair corresponding to one of the words above.

Escribe el nombre



---

---



---

---



---

---



---

---



---


---



---

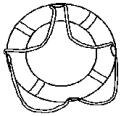
---

Escribe *el* o *la*



\_\_\_\_\_

\_\_\_\_\_



\_\_\_\_\_

\_\_\_\_\_



\_\_\_\_\_

\_\_\_\_\_



\_\_\_\_\_

\_\_\_\_\_



\_\_\_\_\_

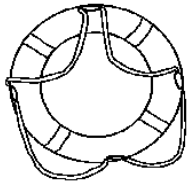
\_\_\_\_\_



\_\_\_\_\_

\_\_\_\_\_

Ordena las sílabas y forma las palabras correctamente



ta flo dor

---

---



cha fle

---


---



fla co

---

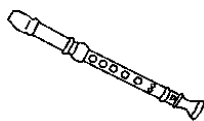
---



flor

---

---



u ta fla

---

---



flan


---

---

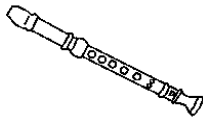
Completa la palabra



\_\_\_\_\_



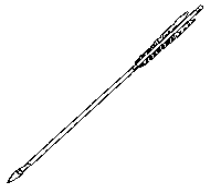
\_\_\_\_\_



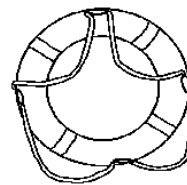
\_\_\_\_\_ uta



\_\_\_\_\_ co



\_\_\_\_\_ cha



\_\_\_\_\_ tador