
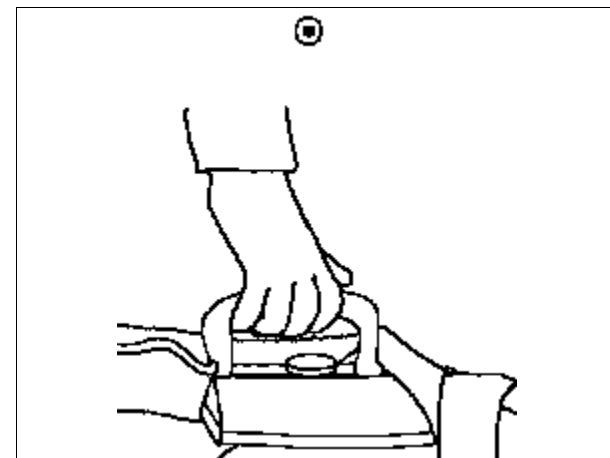
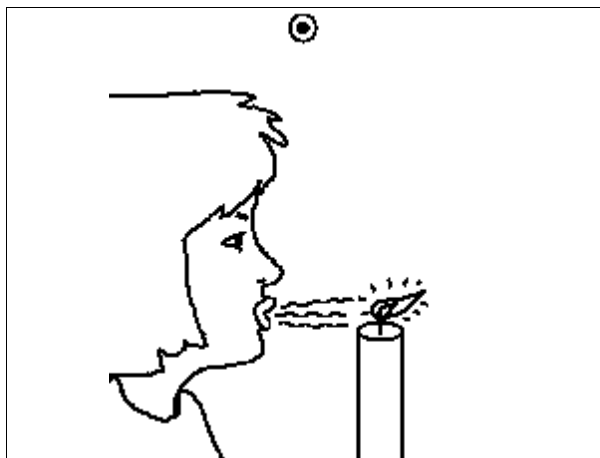



- CONTAMOS EL NÚMERO DE SÍLABAS DE CADA PALABRA.
- IDENTIFICAMOS AUDITIVAMENTE EL SONIDO /PL/ Y COLOREAMOS DICHA SÍLABA.

NOMBRE.....

PL pl



pla

PLA

ple

PLE

pli




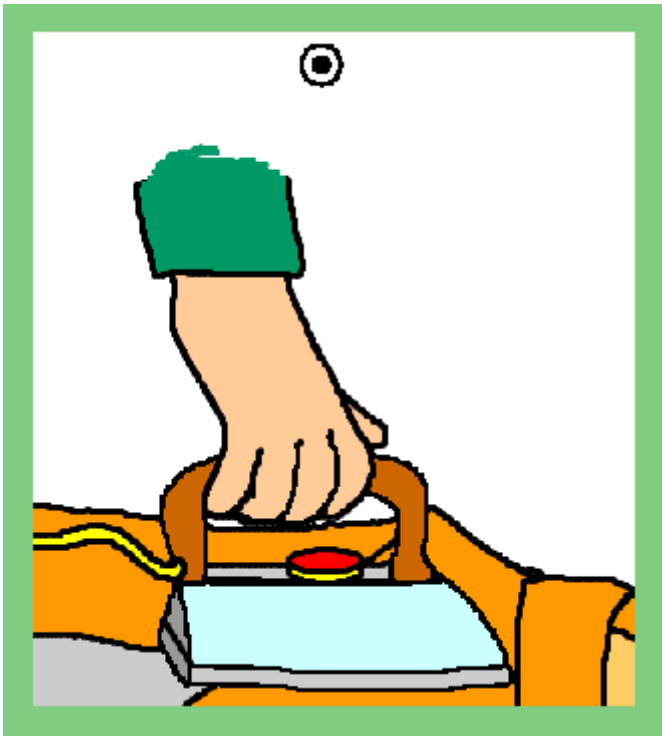
PLI




plo

PLO

plu

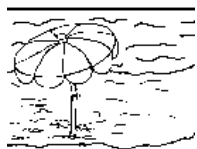
PLU






plancha	planta
plátano	plato
pluma	playa
sopla	plaza

Lee las siguientes palabras



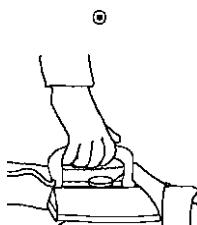
playa




planta



pluma



plancha

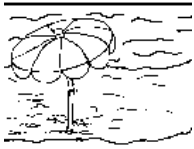


plaza



sopla


Une las siguientes palabras con el dibujo



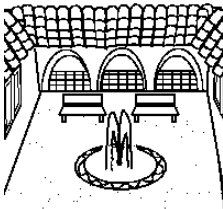
pluma



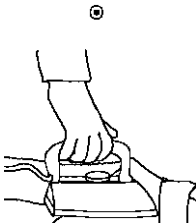
plancha



plaza



playa



planta



sopla

pla ple pli plo plu

pla ple pli plo plu

pla ple pli plo plu

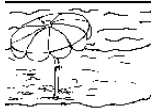
pla ple pli plo plu

Blank handwriting lines for independent practice.

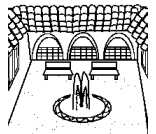
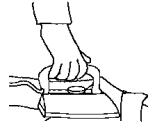


# Copia el nombre

sopla    playa    pluma    planta    plancha    plaza



o

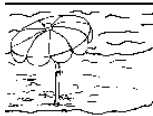


o



Handwriting practice lines consisting of five sets of horizontal lines, each set corresponding to one of the words above.

Escribe el nombre



---

---



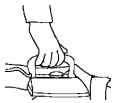
---

---



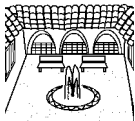
---

---



---

---



---

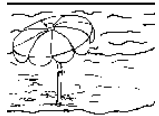
---



---

---

Escribe *el* o *la*



\_\_\_\_\_

\_\_\_\_\_



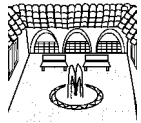
\_\_\_\_\_

\_\_\_\_\_



\_\_\_\_\_

\_\_\_\_\_



\_\_\_\_\_

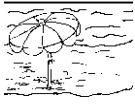
\_\_\_\_\_



\_\_\_\_\_

\_\_\_\_\_

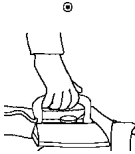
Ordena las sílabas y forma las palabras correctamente



ya pla

---

---



plan cha

---


---



ta plan

---

---



za pla

---

---



so pla

---

---

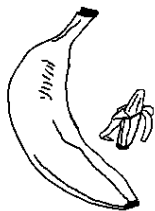


no plá ta


---

---


# Completa la palabra



\_\_\_\_\_ tano



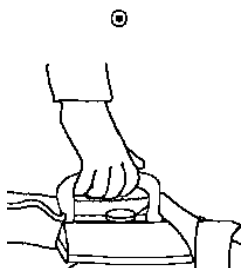
\_\_\_\_\_ za




\_\_\_\_\_ ta



\_\_\_\_\_ pla



\_\_\_\_\_ cha



\_\_\_\_\_ ya