








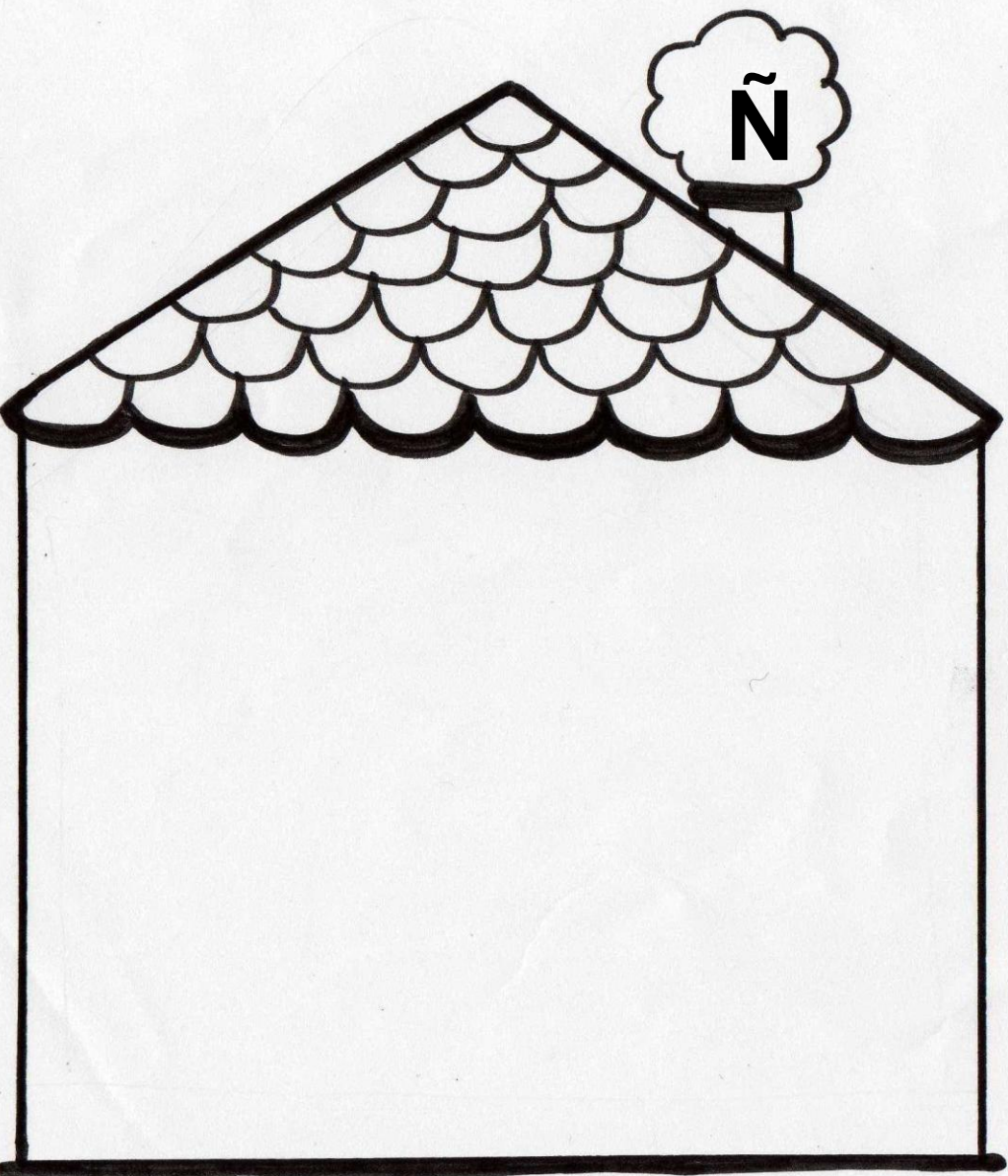
- CONTAMOS EL NÚMERO DE SÍLABAS DE CADA PALABRA.
- IDENTIFICAMOS AUDITIVAMENTE EL SONIDO /LL-Y/ Y COLOREAMOS DICHA SÍLABA

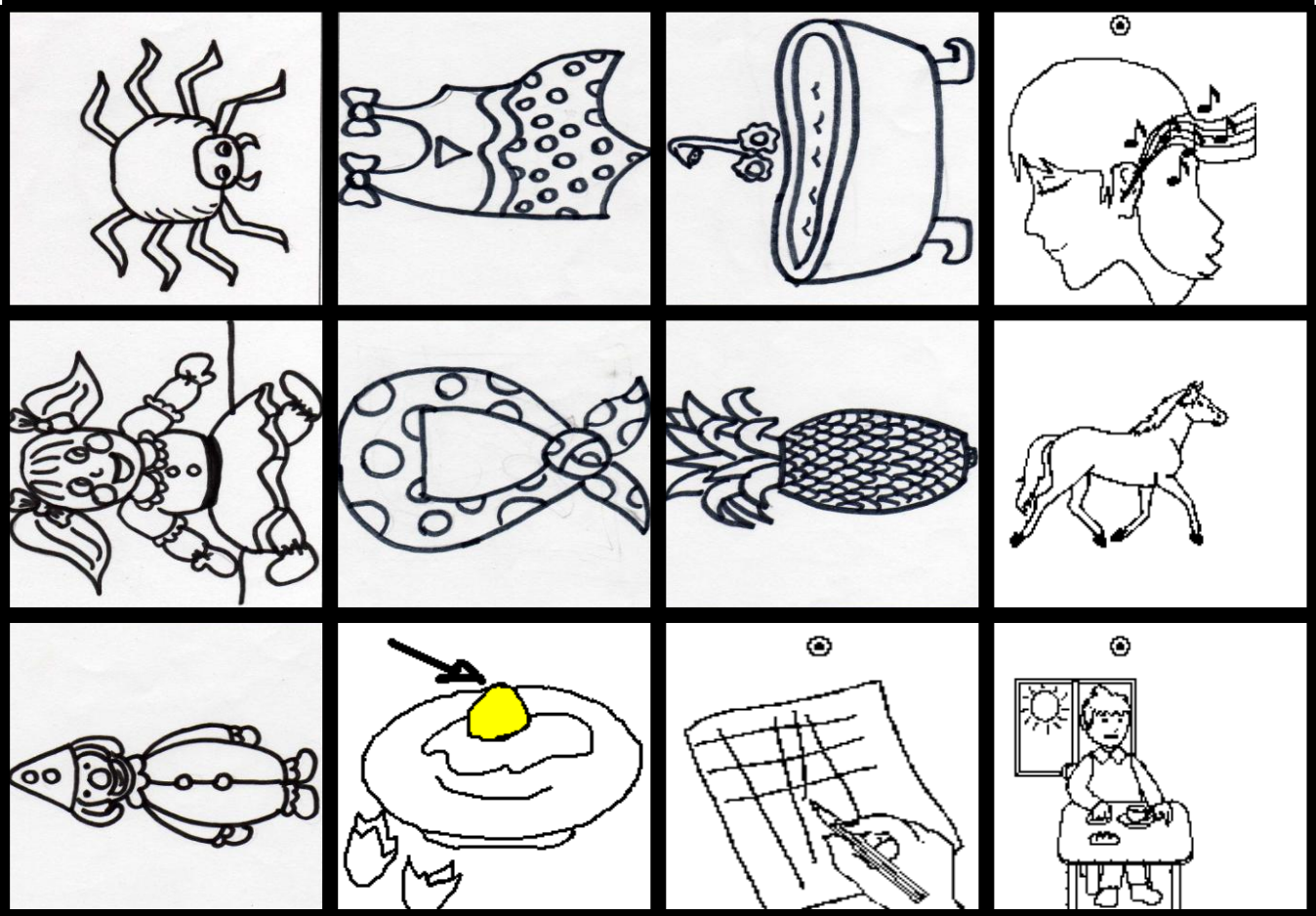
NOMBRE.....

LL-Y *ll-y*



RECORTAR Y PEGAR DENTRO DE LA CASA QUE CORRESPONDA LOS DIBUJOS CUYO NOMBRE CONTENGA DICHO FONEMA.





ya

YA

ye

YE

yi



YI



yo

YO

yu

YU





desayuno

yema

ojo

payaso

raya

yegua

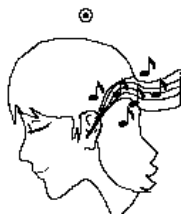
Lee las siguientes palabras



payaso



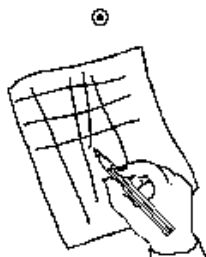
desayuno



oír



yema



raya



yegua


Une las siguientes palabras con el dibujo



raya



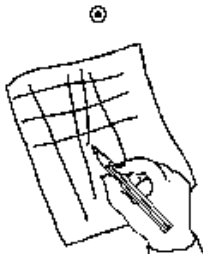
yegua



yema



desayuno




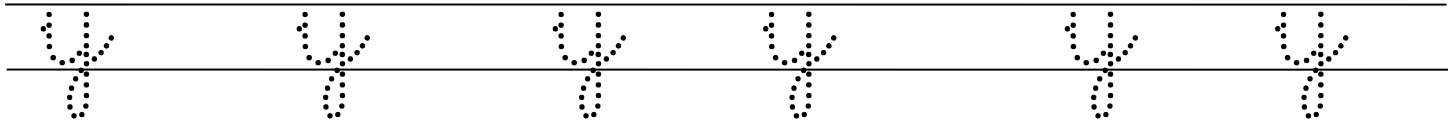
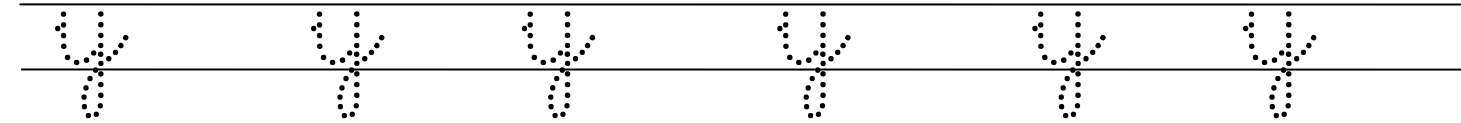
payaso



ojo



y y y y y y



ya ye yi yo yu

ya ye yi yo yu

ya ye yi yo yu

ya ye yi yo yu

Blank handwriting lines for practice.

# Copia el nombre

yema

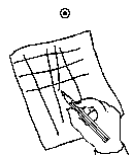
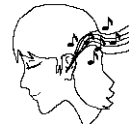

raya

payaso

yegua

ojo

desayuno



Handwriting practice lines consisting of six sets of horizontal lines, each corresponding to one of the words above.

Escribe el nombre



---

---



---

---



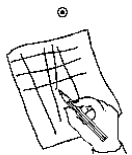
---

---



---

---



---

---



---

---

Escribe *el* o *la*



\_\_\_\_\_

\_\_\_\_\_

\_\_\_\_\_

\_\_\_\_\_



\_\_\_\_\_

\_\_\_\_\_

\_\_\_\_\_

\_\_\_\_\_



\_\_\_\_\_

\_\_\_\_\_

\_\_\_\_\_

\_\_\_\_\_



\_\_\_\_\_

\_\_\_\_\_

\_\_\_\_\_

\_\_\_\_\_

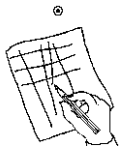


\_\_\_\_\_

\_\_\_\_\_

\_\_\_\_\_

\_\_\_\_\_



\_\_\_\_\_

\_\_\_\_\_

\_\_\_\_\_

\_\_\_\_\_

Ordena las sílabas y forma las palabras correctamente.



ye o

---

---



pa so ya

---

---



ma ye

---

---



sa de no ya

---

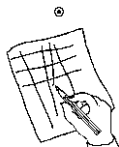
---



ye qua

---

---



ya ra

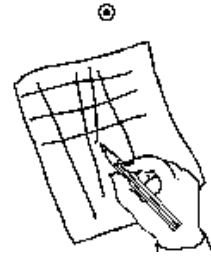
---

---

# Completa la palabra



\_\_\_\_\_ qua



ra \_\_\_\_\_



\_\_\_\_\_ ma



pa \_\_\_\_\_ so



o \_\_\_\_\_



desa \_\_\_\_\_ no